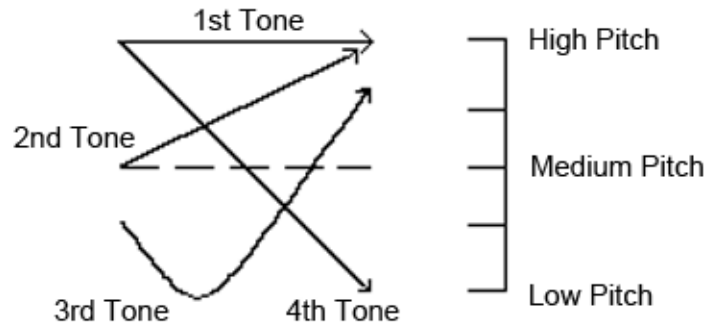
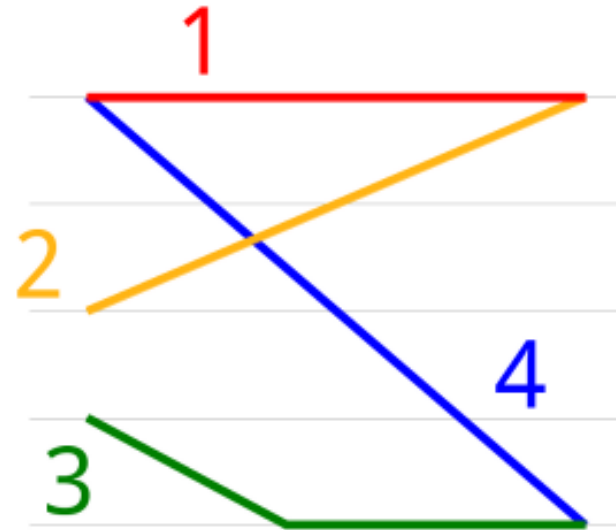
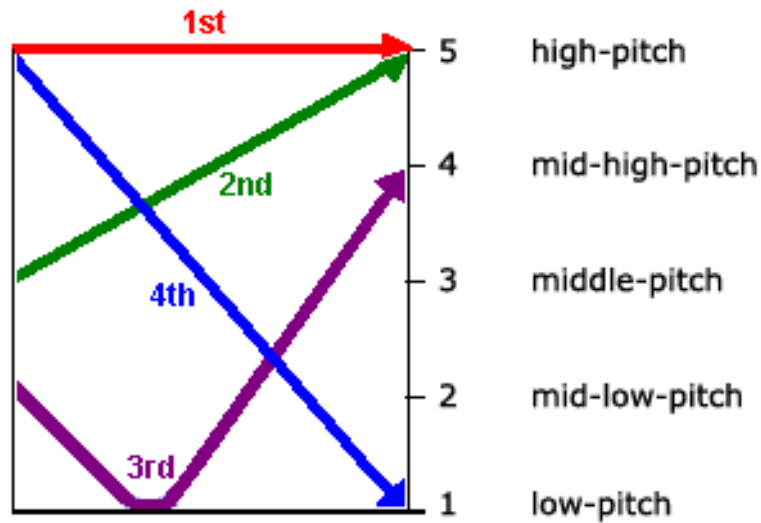





ABOUT TONES



- 1st Tone: A high and level tone marking corresponds to a flat, yet high pitch sound. It is spoken at the top of your vocal range.
- / 2nd Tone: A rising tone begins at the middle of your voice and rises quickly to the top of your vocal range.
- ∨ 3rd Tone: A falling-then-rising tone begins at the middle of your voice, dips down to the bottom of your vocal range and then rises at the end.
- \ 4th Tone: A falling tone begins at the top of your vocal range and ends at its bottom in a forceful or scolding manner.



How To MASTER TONES

<p>1ST TONE</p> <p>MAYBE</p> 	<p>2ND TONE</p> <p>WHAT?</p> 
<p>3RD TONE</p> <p>uh...</p> 	<p>4TH TONE</p> <p>NO!</p> 